



INDOFINE Chemical Company, Inc.

121 Stryker Lane, Bldg. 30, Suite 1 • Hillsborough, NJ 08844 • U.S.A.

Phone: (908) 359-6778 • FAX: (908) 359-1179

website: www.indofinechemical.com

e-mail: chemical@indofinechemical.com

CERTIFICATE OF ANALYSIS

Catalog Number: C-003

Product Name: **CONESSINE**
(Nerine, Roquessine, Wrightine)

Cas Number: [546-06-5]

Lot Number: 1903229

Chemical Formula: C₂₄H₄₀N₂

Molecular Weight: 356.59

Melting Point: 122-124°C

Appearance: White crystalline powder

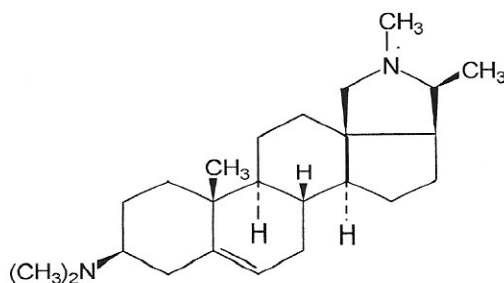
TLC: Chloroform : Methanol (9:1)

NMR Spectrum: Enclosed (conforms to the structure)

Moisture (KF) 0.41%

Storage: Store in a cool, dry place. Protect from light.

Purity(HPLC): 99.18%



Prepared by:
Ramesh Mandadi
Ramesh Mandadi
Director of Operations

Reviewed and approved by:
Sujata Moton
S. Moton
VP



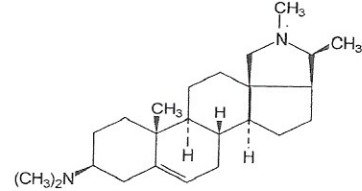
INDOFINE Chemical Company, Inc.

121 Stryker Lane, Bldg. 30
Hillsborough, NJ 08844 USA
Phone: (908) 359-6778; Fax: (908) 359-1179

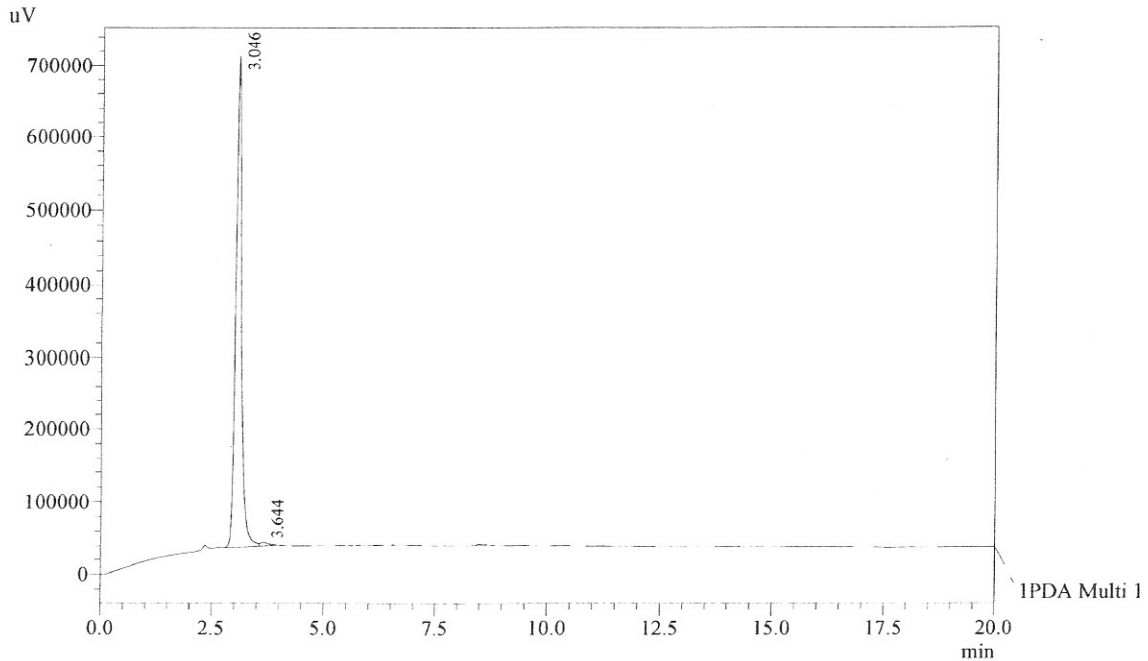
HPLC ANALYSIS

Acquired by : Admin
Sample Name : CONESSINE
Sample ID : # 100 gm
Injection Volume : 20 uL
Data Filename : 210319A.lcd
Method Filename : Isocratic Method-New.lcm
Report Filename : Default.lcr

Catalog No.: C-003
Product Name: Conessine
Lot No.: 1903229



Chromatogram



1 PDA Multi 1 / 200nm 4nm

PeakTable

PDA Ch1 200nm 4nm

Peak#	Name	Ret. Time	Height	Area %	Relative Retention Time
1	RT:3.046	3.046	676015	99.18	0.00
2	RT:3.644	3.644	4128	0.82	0.00
Total			680143	100.00	

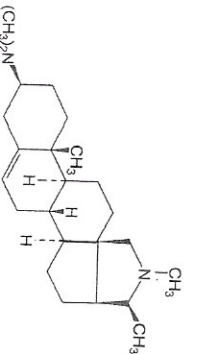
Prepared by:
Ramesh Mandadi
Ramesh Mandadi
Director of Operations

Reviewed and Approved by:
Sujata Moton
Sujata Moton
VP



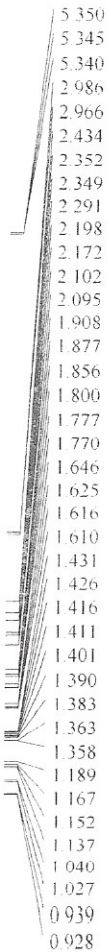
INDOFINE Chemical Company, Inc.
 121 STRYKER LANE
 BLDG. 30, SUITE 1
 HILLSBOROUGH, NJ 08844

Catalog No.: C-003
 Product Name: Conessine
 Lot No.: 1903229



CNSN, 100gm Lot
 019307

proton-1-2.jdf



```

----- PROCESSING PARAMETERS -----
sexp( 0.31hz, 0.0[s] )
trapzoid( 0[%], 0[%], 80[%], 100[%] )
zerofill( 4 )
fft( 1, TRUE, TRUE )
machephase
ppm
auto_reference( 5[%], TRUE )
phase( 2.62781, 0, 50[%] )

```

```

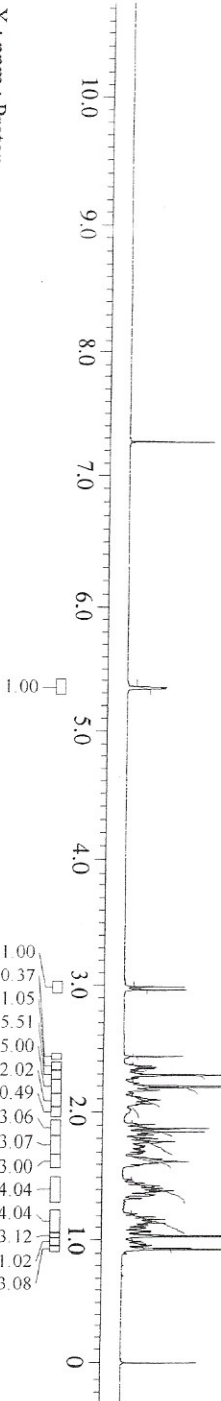
Filename           = CNSN_100gm Lot
Instrument          = NMR-500MHz (JEOL)
Instrument id      = NMR-02
Author            = Kishore1378
Reviewed by       = Ramakanth
Solvent           = CHLOROFORM-D
Spectrometer      = JNM-EZ500R/S1
Experiment        = proton.jxp

```

```

Acquisition Parameter
X_Domain          = 1H
X_Offset          = 7.0[ppm]
X_Sweep           = 11.2815845[kHz]
Scans             = 16
Relaxation_Delay = 2[s]

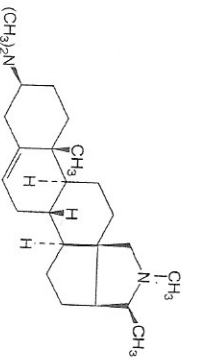
```



X : ppm : Proton



INDOFINE Chemical Company, Inc.
 121 STRYKER LANE
 BLDG. 30, SUITE 1
 HILLSBOROUGH, NJ 08844



Catalog No.: C-003
 Product Name: Conessine
 Lot No.: 1903229

CNSN,100gm Lot
 019307

proton-1-2.jdt

```

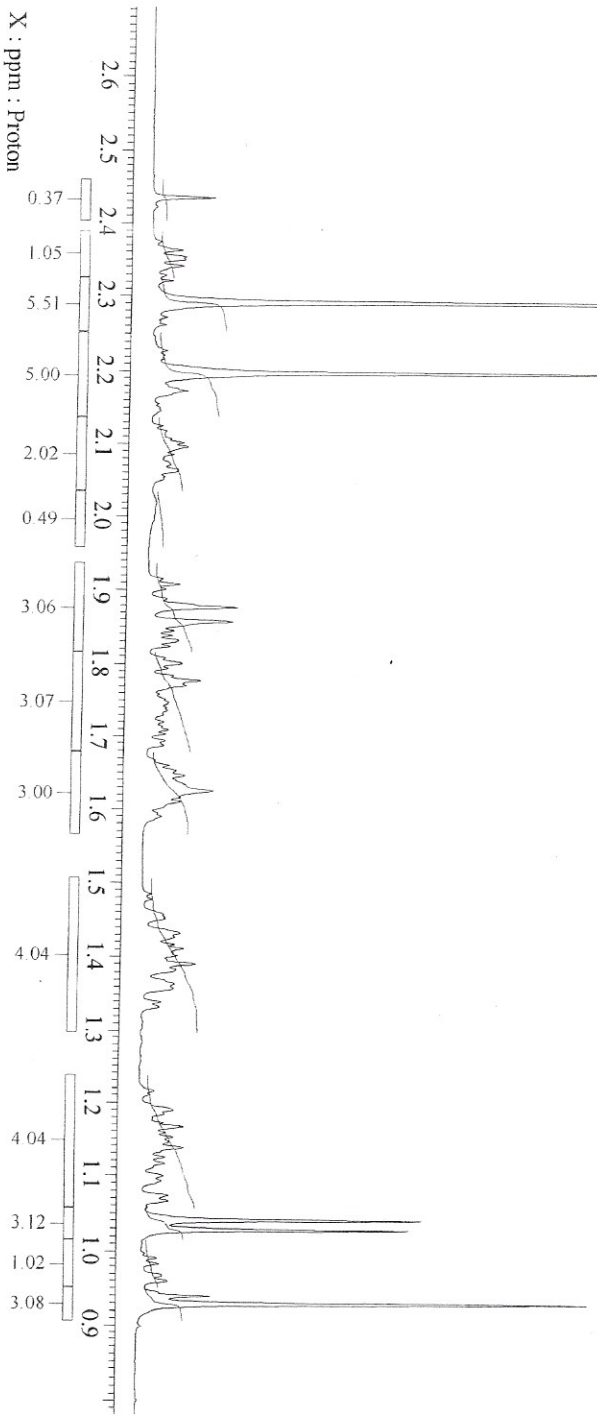
---- PROCESSING PARAMETERS ----
sarp( 0.3[Hz], 0.01[s] )
crspsolrd( 0[%], 01[%], 801[%], 1001[%] )
zerofill( 4 )
fft( 1, TRUE, TRUE )
machinphase
ppm
auto_referencel( 5[%], TRUE )
phase( 2.62781, 0, 501[%] )
  
```

```

Filename           = CNSN_100gm Lot
Instrument          = NMR-500MHz (JEOL)
Instrument id      = NMR-02
Author             = Kishore1378
Reviewed by       = Ramakanth
Solvent            = CHLOROFORM-D
Spectrometer      = JNM-ECZ500R/S1
Experiment         = proton_jxp
  
```

```

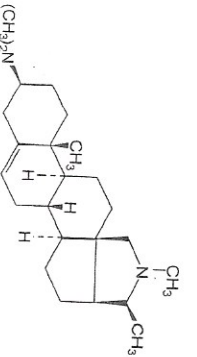
Acquisition Parameter
X_Domain           = 1H
X_Offset           = 7.01[ppm]
X_Sweep            = 11.28158845[kHz]
Scans              = 16
Relaxation_Delay   = 21[s]
  
```





INDOFINE Chemical Company, Inc.
 121 STRYKER LANE
 BLDG. 30, SUITE 1
 HILLSBOROUGH, NJ 08844

Catalog No.: C-003
 Product Name: Conessine
 Lot No.: 1903229



CNSN, 100gm Lot
 019307
 proton-1-2.jdt

5.350
 5.345
 5.340

2.986
 2.966

```

---- PROCESSING PARAMETERS ----
sxp( 0.3[Hzi], 0.0[s] )
trapezoid( 0[%], 0[%], 80[%], 100[%] )
zerofill( 4 )
fft( 1, TRUE, TRUE )
machinephase
pnm
auto_reference( 5[%], TRUE )
phase( 2.62781, 0., 50[%] )
  
```

```

Filename      = CNSN, 100gm Lot
Instrument     = NMR-500MHz (JEOL)
Instrument id  = NMR-02
Author        = Rishore1378
Reviewed by   = Ranakanth
Solvent       = CHLOROFORM-D
Spectrometer  = UM-EZ500R/S1
Experiment    = proton.jxp
  
```

```

Acquisition Parameter
X_Domain      = 1H
X_Offset      = 7.0[ppm]
X_Sweep       = 11.2819845[kHz]
Scans         = 16
Relaxation_Delay = 2[s]
  
```

