



INDOFINE Chemical Company, Inc.

121 Stryker Lane, Bldg. 30, Suite 1 • Hillsborough, NJ 08844 • U.S.A.

Phone: (908) 359-6778 • FAX: (908) 359-1179

website: www.indofinechemical.com

e-mail: chemical@indofinechemical.com

CERTIFICATE OF ANALYSIS

Catalog Number: 026001

Product Name: **3',5'-DIMETHOXY-4'-HYDROXYACETOPHENONE**
(Acetosyringone)

Cas Number: [2478-38-8]

Lot Number: 1607864

Chemical Formula: C₁₀H₁₂O₄

Molecular Weight: 196.20

Melting Point: 126-128°C

Appearance: Off white powder

Solubility: Soluble in chloroform

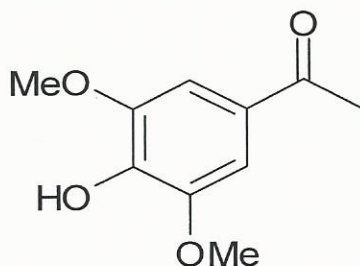
Moisture (KF): 0.34%

TLC: Hexane:Ethylacetate (7:3)

NMR Spectrum: Enclosed (conforms to the structure)

Storage: Store in a cool, dry place

Purity (HPLC): 99.45%





INDOFINE Chemical Company, Inc.

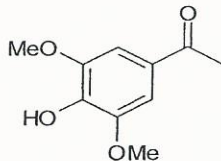
121 Stryker Lane, Bldg. 30, Suite 1 • Hillsborough, NJ 08844 • U.S.A.

Phone: (908) 359-6778 • FAX: (908) 359-1179

website: www.indofinechemical.com

e-mail: chemical@indofinechemical.com

HPLC ANALYSIS



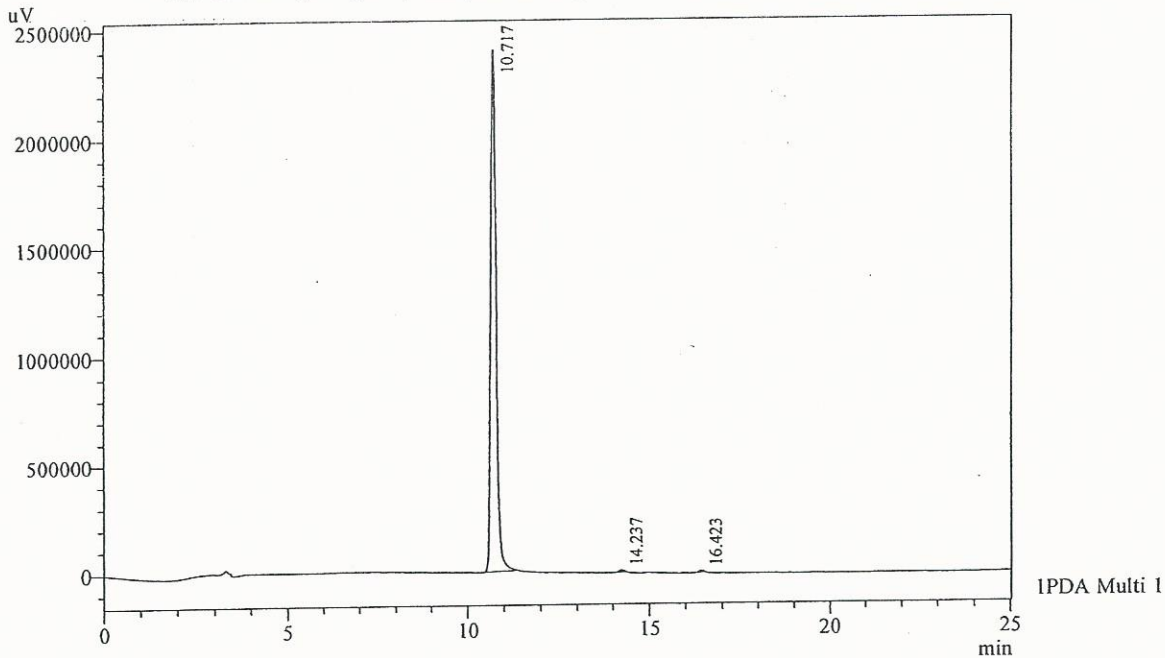
Catalog No.: 026001

Product Name: 3',5'-Dimethoxy-4'-hydroxyacetophenone

Lot No.: 1607864

Column : LUNA C-18, (250mm x4.6mm 5.0μ)
 Flow : 1.000 mL/min.
 Mobile Phase : A(0.05% TFA in Water) B(Acetonitrile)
 0.01 90 10
 12.0 10 90
 20.0 10 90
 23.0 90 10
 25.0 90 10
 Diluent : Acetonitrile

Chromatogram
 3',5'-Dimethoxy-4'-hydroxy acetophenone D:\promonence\Data



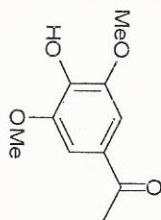
1 PDA Multi 1 / 230nm 4nm

PeakTable

Peak#	Name	Ret. Time	Area	Area %	Relative Retention Time
1	Acetosyringone	10.717	25585338	99.45	0.00
2	RT:14.237	14.237	89227	0.35	0.00
3	RT:16.423	16.423	53342	0.21	0.00
Total			25727906	100.00	



INDOFINE Chemical Company, Inc.
 121 STRYKER LANE
 BLDG. 30, SUITE 1
 HILLSBOROUGH, NJ 08844



Catalog No.: 026001
 Product Name: 3'-5'-Dimethoxy-4'-hydroxyacetophenone
 Lot No.: 1607864

proton-1-4.jdf



----- PROCESSING PARAMETERS -----
 swp(0.2[Hz], 0.0[s])
 trapzoid(0[s], 0[s], 80[%], 100[%])
 zerofill(1)
 ffc(1, TRUE, TRUE)
 machinephase
 ppm

Instrument id = NMR-02
 Author = chr1218
 Reviewed by = CHR
 Solvent = CHLOROFORM-D
 Spectrometer = JNM-ECZ500R/S1
 Experiment = proton.jsp
 Creation Time = 12-JUL-2016 19:38:59
 Revision Time = 12-JUL-2016 20:18:37
 Acquisition Parameters
 X Domain = 1H
 X_Offset = 7.0[ppm]
 X_Sweep = 11.28158845[kHz]
 Scans = 32
 Relaxation_Delay = 2[s]

